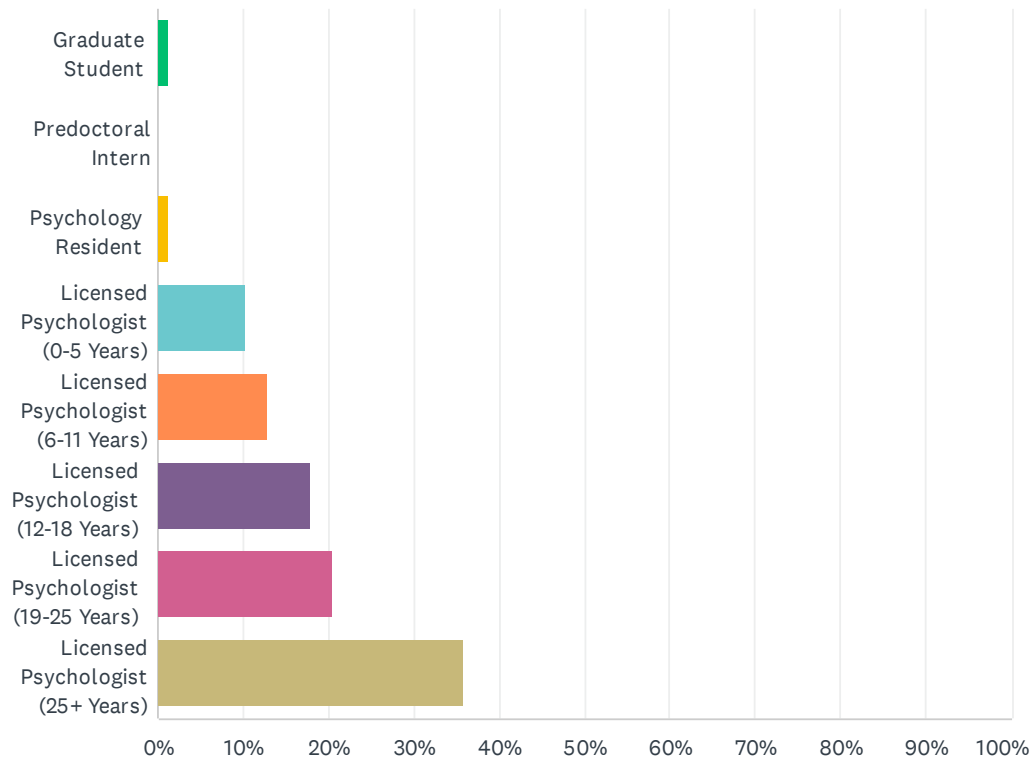


Q1 What best describes your current role? (Select One)

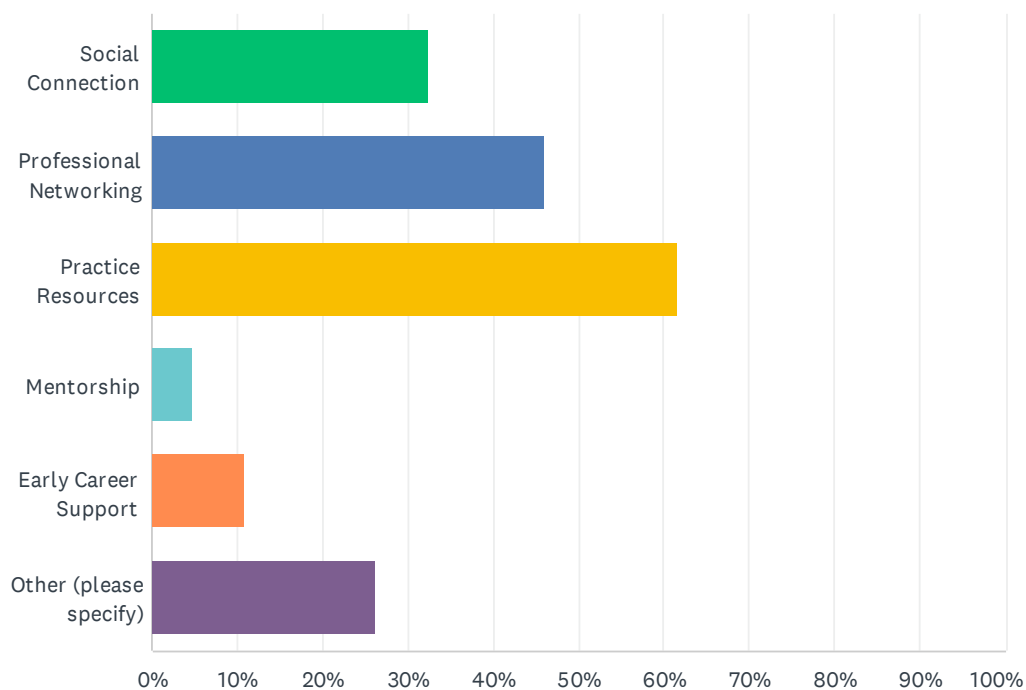
Answered: 78 Skipped: 5



ANSWER CHOICES	RESPONSES	
Graduate Student	1.28%	1
Predoctoral Intern	0.00%	0
Psychology Resident	1.28%	1
Licensed Psychologist (0-5 Years)	10.26%	8
Licensed Psychologist (6-11 Years)	12.82%	10
Licensed Psychologist (12-18 Years)	17.95%	14
Licensed Psychologist (19-25 Years)	20.51%	16
Licensed Psychologist (25+ Years)	35.90%	28
TOTAL		78

Q2 I would like OPA to offer more: (Select all that apply)

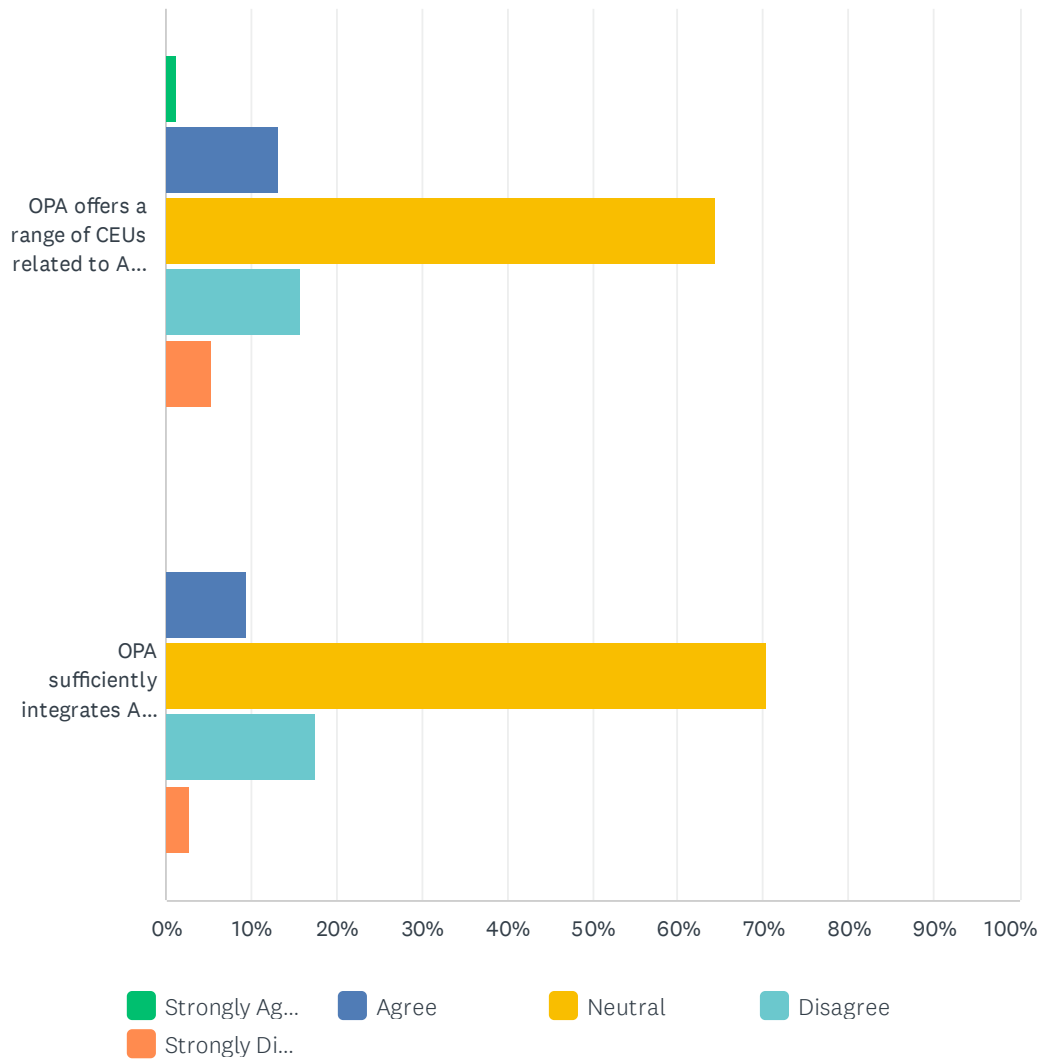
Answered: 65 Skipped: 18



ANSWER CHOICES	RESPONSES	
Social Connection	32.31%	21
Professional Networking	46.15%	30
Practice Resources	61.54%	40
Mentorship	4.62%	3
Early Career Support	10.77%	7
Other (please specify)	26.15%	17
Total Respondents: 65		

Q3 Please indicate your level of Agreement with the following statements:

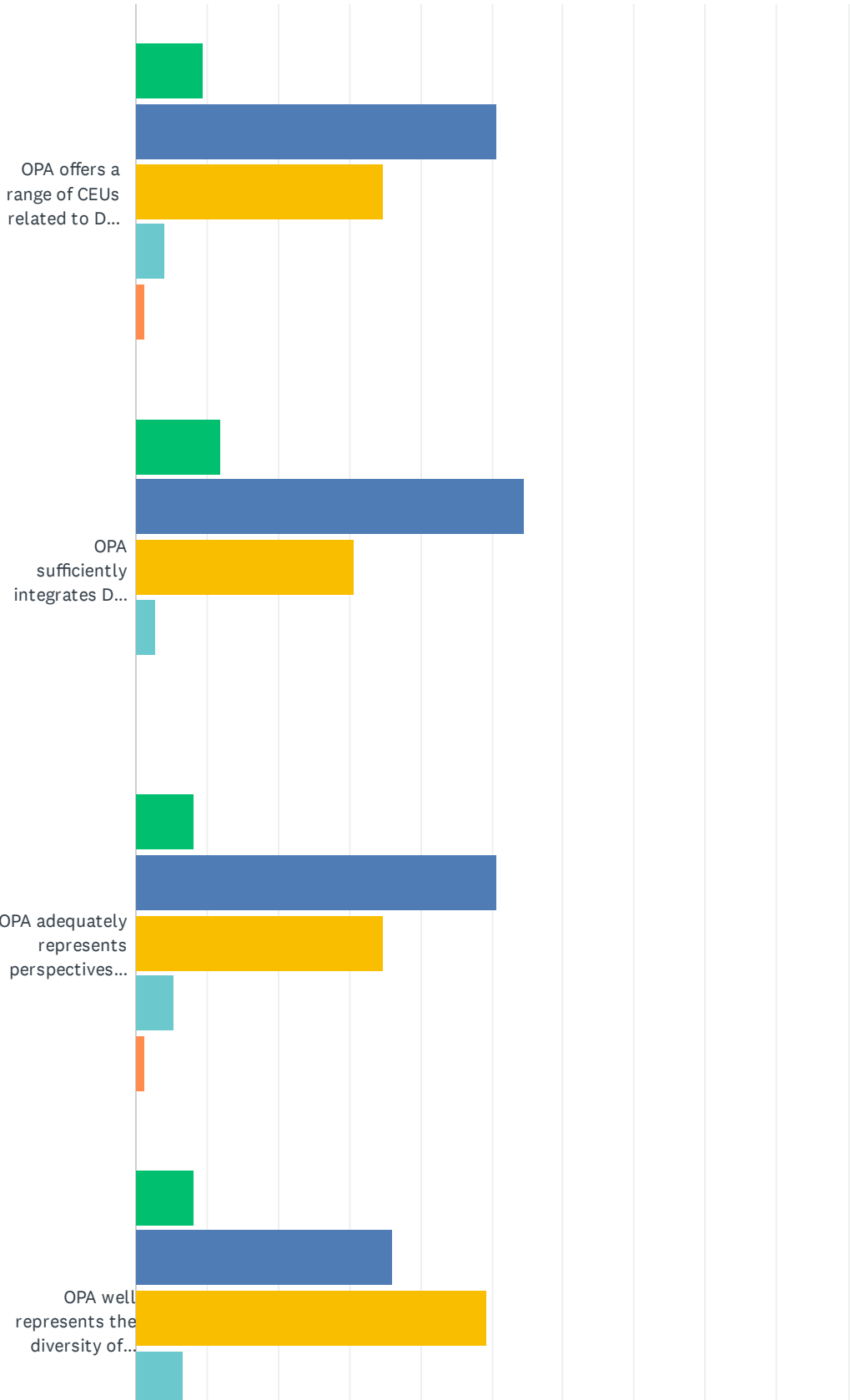
Answered: 76 Skipped: 7



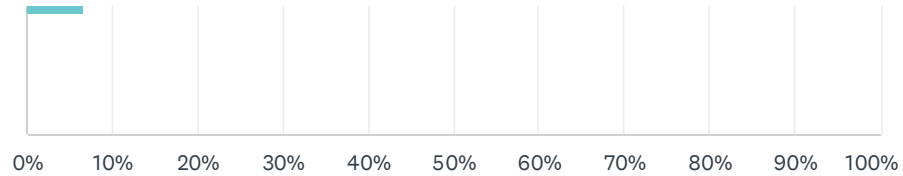
	STRONGLY AGREE	AGREE	NEUTRAL	DISAGREE	STRONGLY DISAGREE	TOTAL	WEIGHTED AVERAGE
OPA offers a range of CEUs related to AI that are applicable to my work as a psychologist.	1.32% 1	13.16% 10	64.47% 49	15.79% 12	5.26% 4	76	3.11
OPA sufficiently integrates AI considerations into CE offerings.	0.00% 0	9.46% 7	70.27% 52	17.57% 13	2.70% 2	74	3.14

Q5 Please indicate your level of agreement with the following statements:

Answered: 75 Skipped: 8



2025 OPA Member Survey

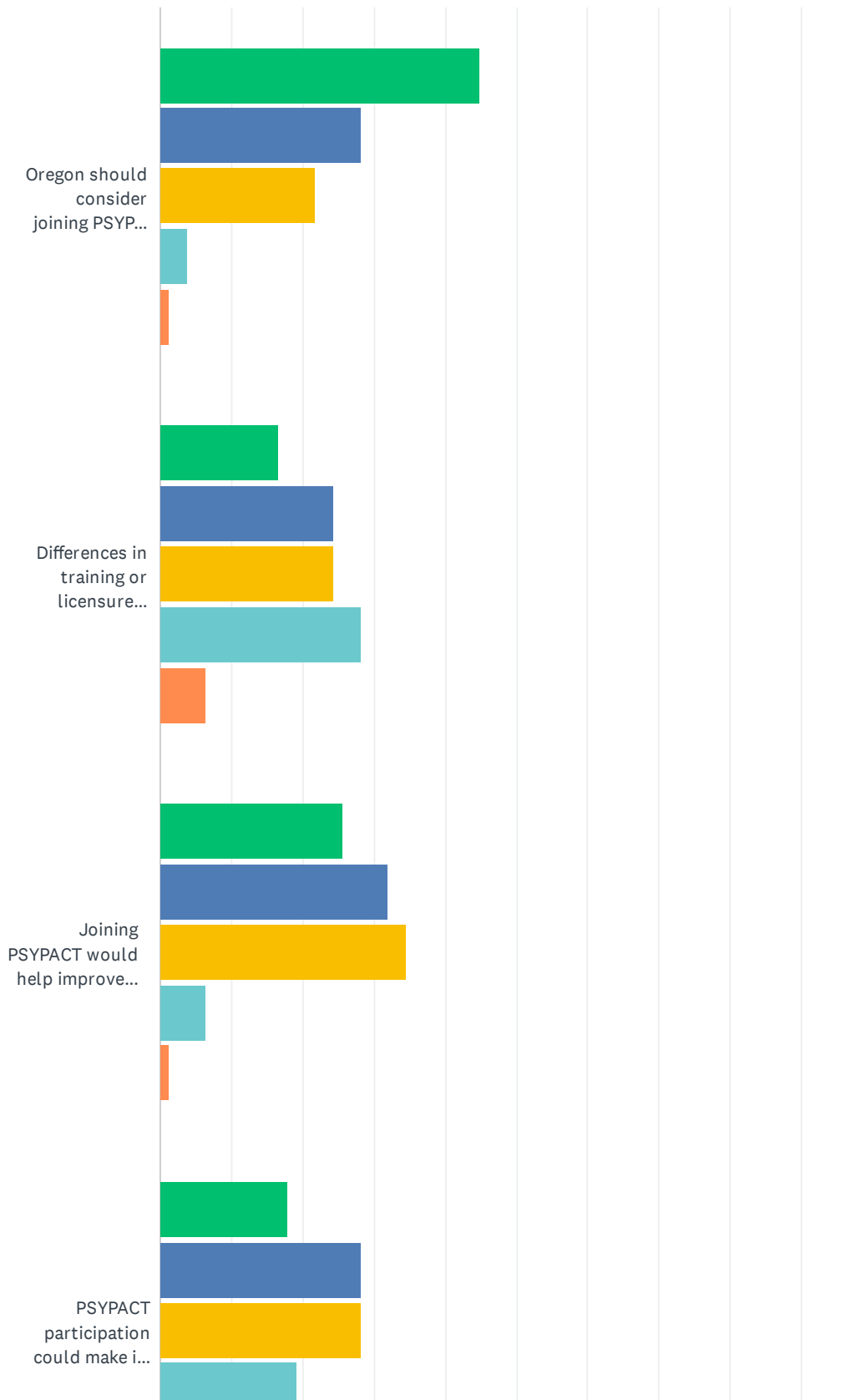


■ Strongly Ag...
 ■ Agree
 ■ Neutral
 ■ Disagree
 ■ Strongly Di...

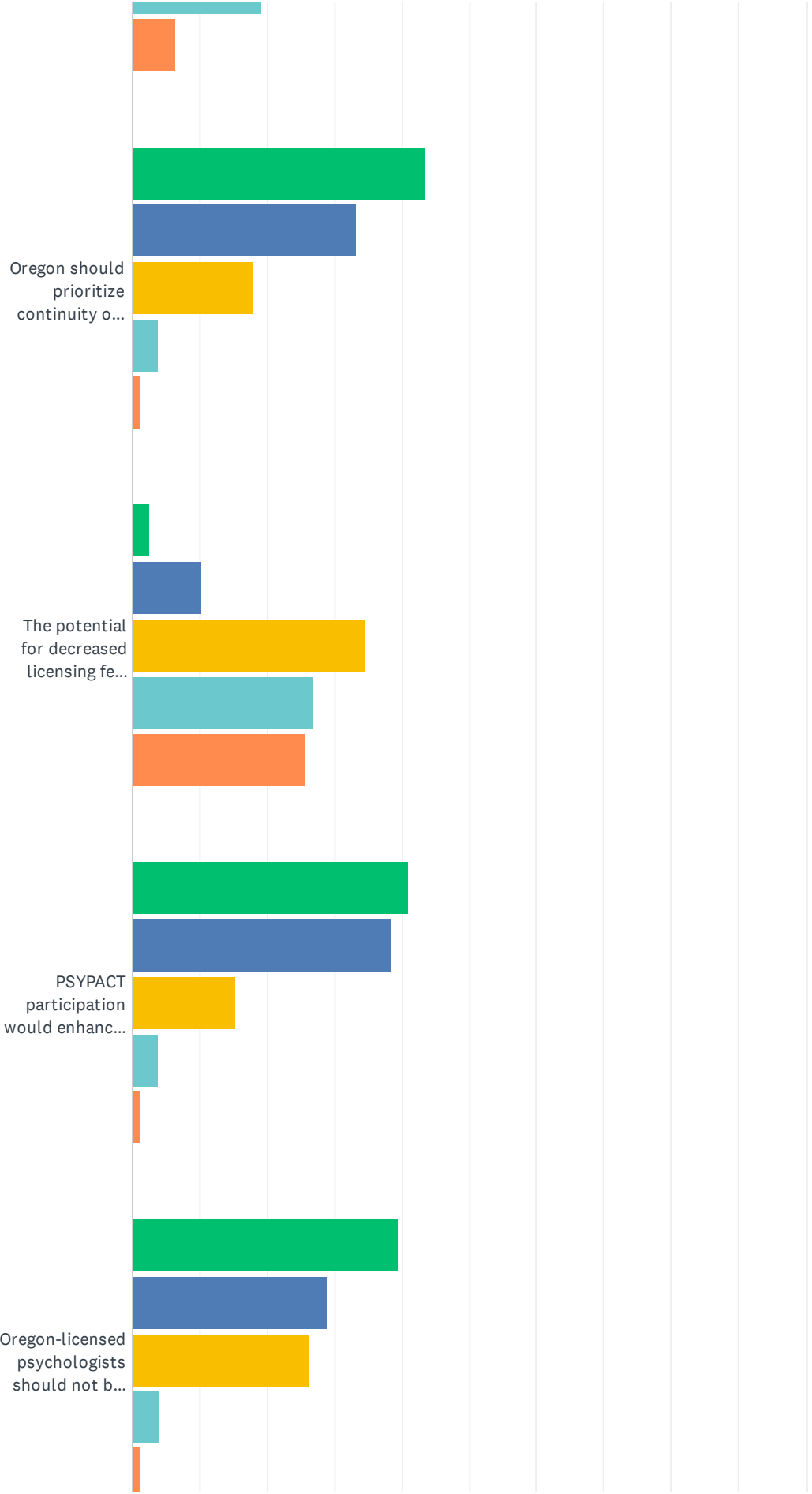
	STRONGLY AGREE	AGREE	NEUTRAL	DISAGREE	STRONGLY DISAGREE	TOTAL	WEIGHTED AVERAGE
OPA offers a range of CEUs related to DEI/J that are applicable to my work as a psychologist.	9.33% 7	50.67% 38	34.67% 26	4.00% 3	1.33% 1	75	2.37
OPA sufficiently integrates DEI/J considerations in CE offerings.	12.00% 9	54.67% 41	30.67% 23	2.67% 2	0.00% 0	75	2.24
OPA adequately represents perspectives from historically marginalized voices in psychology.	8.00% 6	50.67% 38	34.67% 26	5.33% 4	1.33% 1	75	2.41
OPA well represents the diversity of Oregon psychologists.	8.00% 6	36.00% 27	49.33% 37	6.67% 5	0.00% 0	75	2.55

Q7 Please indicate your level of agreement with the following statements:

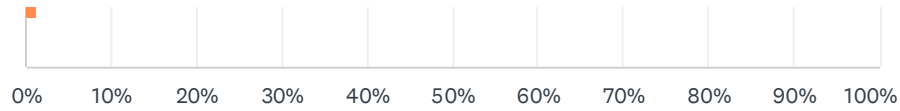
Answered: 78 Skipped: 5



2025 OPA Member Survey



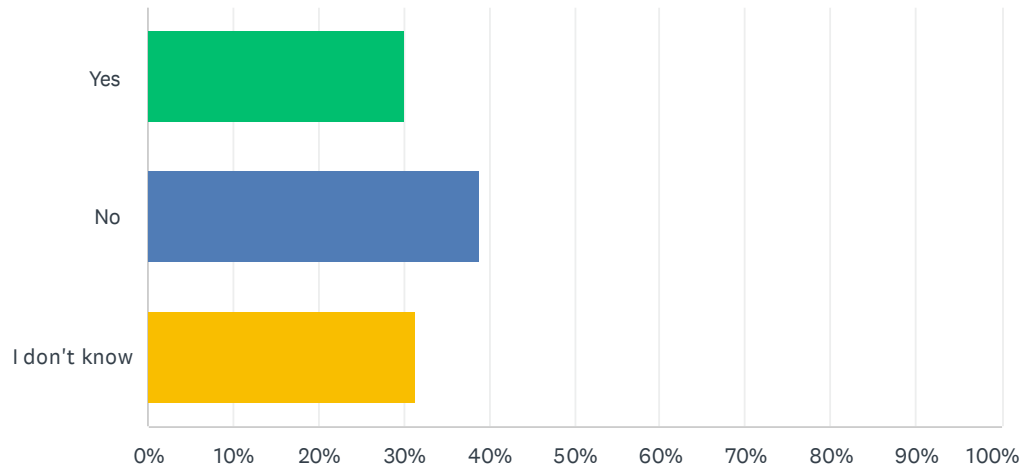
2025 OPA Member Survey



	STRONGLY AGREE	AGREE	NEUTRAL	DISAGREE	STRONGLY DISAGREE	TOTAL	WEIGHTED AVERAGE
Oregon should consider joining PSYPACT if doing so ensures the maintenance of legal and regulatory standards for practicing psychologists within the state.	44.87% 35	28.21% 22	21.79% 17	3.85% 3	1.28% 1	78	1.88
Differences in training or licensure requirements between Oregon and other PSYPACT states raise legitimate concerns about public safety.	16.67% 13	24.36% 19	24.36% 19	28.21% 22	6.41% 5	78	2.83
Joining PSYPACT would help improve access to psychological services for individuals living in underserved or rural areas of Oregon.	25.64% 20	32.05% 25	34.62% 27	6.41% 5	1.28% 1	78	2.26
PSYPACT participation could make it more difficult for OBOP to enforce Oregon-specific laws and ethics (e.g., conversion therapy ban).	17.95% 14	28.21% 22	28.21% 22	19.23% 15	6.41% 5	78	2.68
Oregon should prioritize continuity of care for clients who split time between states or move frequently.	43.59% 34	33.33% 26	17.95% 14	3.85% 3	1.28% 1	78	1.86
The potential for decreased licensing fee revenue is a valid reason to delay or oppose joining PSYPACT.	2.56% 2	10.26% 8	34.62% 27	26.92% 21	25.64% 20	78	3.63
PSYPACT participation would enhance professional mobility for psychologists who are licensed in multiple states or relocating to Oregon.	41.03% 32	38.46% 30	15.38% 12	3.85% 3	1.28% 1	78	1.86
Oregon-licensed psychologists should not bear the financial burden of OBOP complaints filed against out-of-state PSYPACT psychologists practicing in Oregon.	39.47% 30	28.95% 22	26.32% 20	3.95% 3	1.32% 1	76	1.99

Q9 Should Oregon eliminate the requirement for a post-doctoral residency for individuals who have 3,000 hours supervised experience when they graduate

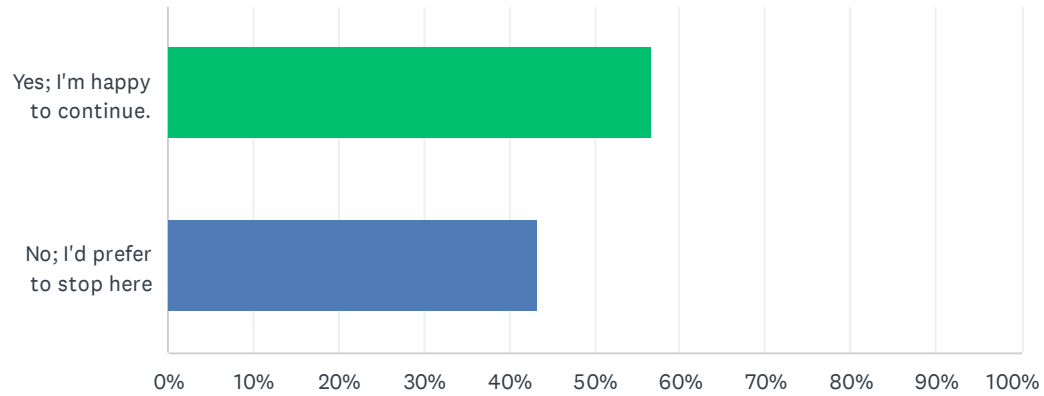
Answered: 80 Skipped: 3



ANSWER CHOICES	RESPONSES	
Yes	30.00%	24
No	38.75%	31
I don't know	31.25%	25
TOTAL		80

Q10 Would you be open to answering a couple additional open-ended questions?

Answered: 83 Skipped: 0



ANSWER CHOICES	RESPONSES	
Yes; I'm happy to continue.	56.63%	47
No; I'd prefer to stop here	43.37%	36
TOTAL		83